




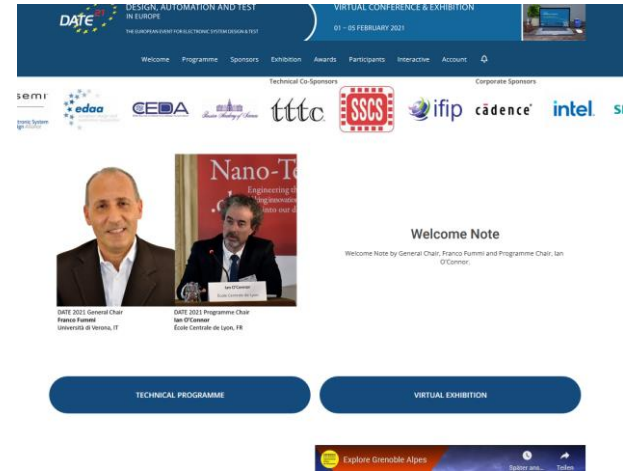
# Exhibitors

(Status as of 21 January 2021)



# Virtual Conference Platform (basics)

- DATE 2021 is hosted on a web-browser based conference platform
- The platform works best with Google Chrome  but other web browsers work as well
- Virtual 1:1 meetings/sessions on the platform are realised via **zoom**, a tool for video communication. The latest version should be installed on your computer.



# Before the conference – Register to DATE 2021

**Please note:**

**Registration for DATE 2021 is mandatory so that access to the virtual conference platform can be granted.**

**<https://www.date-conference.com/registration>**

If you still want to register colleagues as booth staff, please register them online as Exhibition Visitor with the reference "Booth staff + Company name".

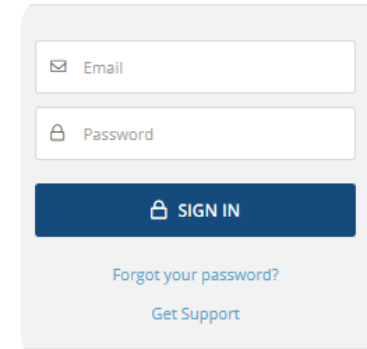
For free registrations (as part of sponsorship packages) please contact us directly by e-mail.

# Accessing the virtual conference platform

- The virtual conference platform can be reached by using this link:

<https://virtual21.date-conference.com/>

- Upon accessing the link, you will be asked to log in to see relevant content

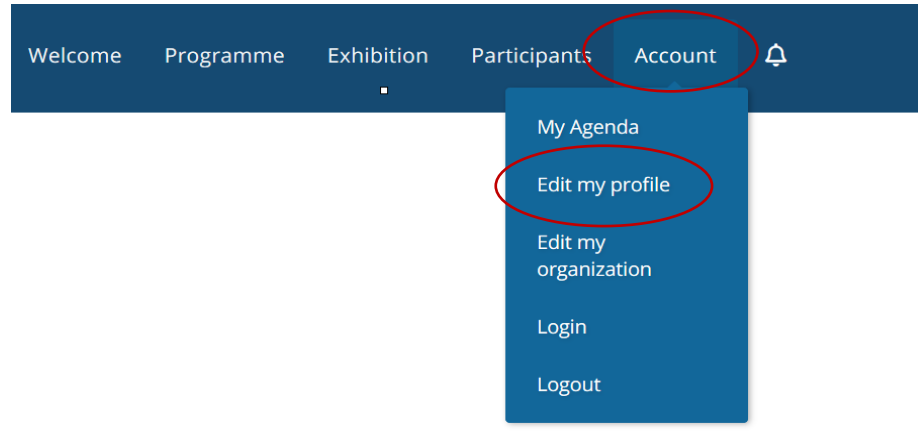
A login form with a light gray background. It contains two input fields: the first is labeled 'Email' with an envelope icon, and the second is labeled 'Password' with a lock icon. Below these fields is a dark blue button with a white lock icon and the text 'SIGN IN'. Under the button are two links: 'Forgot your password?' and 'Get Support', both in a light blue color.

- Please log in to the virtual conference platform by using the access data received via email in the last week on January 2021!  
In case of any troubles, please contact [date@kitdresden.de](mailto:date@kitdresden.de)

# Virtual conference platform - menu

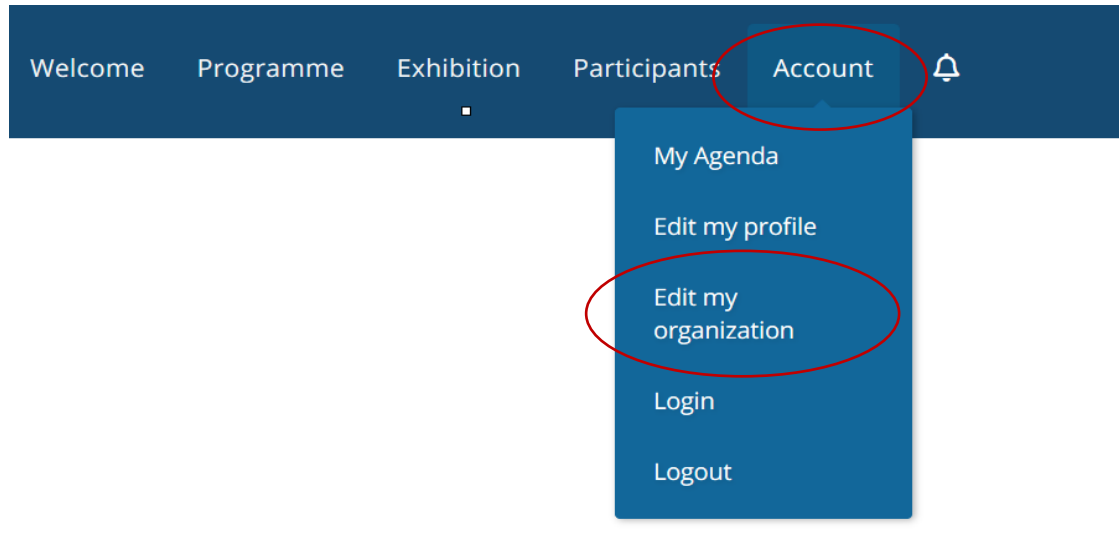
Once logged in, you will be requested to complete your profile information

(Please note: you can also complete this step via "Edit my profile" at any other time later on)



# Virtual conference platform - menu

To manage your virtual booth in the next step, please click under „Account“ the menu item „Edit my organization“



# Virtual Exhibition Booth - Manage

You are now in the "Backend" area of your virtual exhibition booth. Here you have the possibility to upload information, logos or files.

On the next slides, we will show you a comparison of the booth's „backend" and the „frontend" where the information is publicly displayed

Basics

Leads (0)

Visits (8)

Polls


Files



Organization Details


Name

DATE 2021


Logo



 DATE2021\_logo\_300x300-01.png




 Please upload a JPG or PNG file of minimum 300x300px size










Header Banner


 Banner 1170x145-01.png



 Please upload a JPG or PNG file of minimum 1170x145px size. It will only be displayed if you have the Organization Header Banner widget on the organization details page.

Description






The 24th DATE conference and exhibition is the main European event bringing together designers and design automation users, researchers and vendors, as well as specialists in the hardware and

Links

https://www.date-conference.com/



BACK

SAVE

# Virtual Exhibition Booth - Backend

Basics Leads (2) Visits (6) Polls Files

## Organization Details

Name

DATE 2021

Logo



DATE2021\_logo\_300x300-01.png



ⓘ Please upload a JPG or PNG file of minimum 300x300px size

Header Banner



Banner 1170x145-01.png



ⓘ Please upload a JPG or PNG file of minimum 1170x145px size. It will only be displayed if you have the Organization Header Banner widget on the organization details page.

## Manage your Team

ⓘ Add any members of your company that will be attending the event. Note that they must register and have an account on this site before you can add them here. If your company has lead retrieval, this will also give them the ability to scan and view leads.



Kathleen Schäfer



New Member

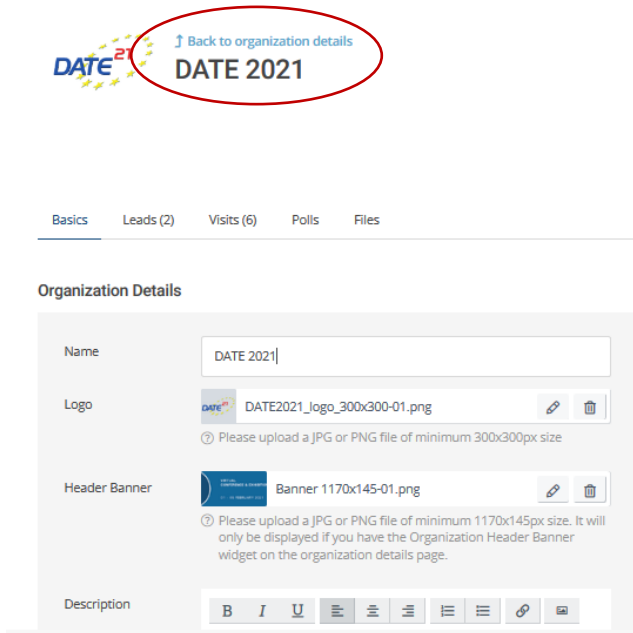
Function "Manage your Team": Please do not use the "New Member" function. We will be happy to assist you if you still want to add booth staff to your exhibition booth. Feel free to contact us at [date@kitdresden.de](mailto:date@kitdresden.de) !



# Virtual Exhibition Booth – Backend vs Frontend

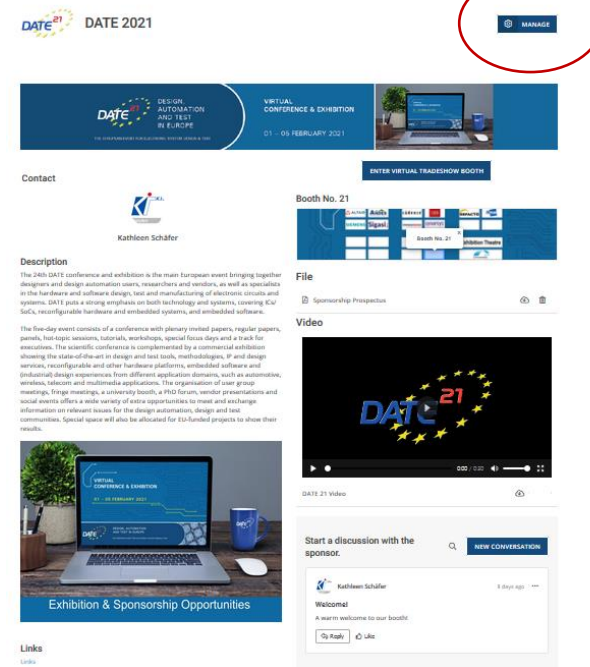
To switch back and forth between the backend and the frontend views, simply click on "Back to organizational details" (from backend) or "Manage" (from frontend)

## Backend - view



The screenshot shows the 'DATE 2021' logo with a red circle around the text 'Back to organization details'. Below the logo, there are tabs for 'Basics', 'Leads (2)', 'Visits (6)', 'Polls', and 'Files'. The 'Basics' tab is selected, showing the 'Organization Details' form. The form has fields for 'Name' (DATE 2021), 'Logo' (DATE2021\_logo\_300x300-01.png), 'Header Banner' (Banner 1170x145-01.png), and 'Description'. There are also links for 'Back to organization details' and 'Manage'.

## Frontend - view



The screenshot shows the 'DATE 2021' logo with a red circle around the 'MANAGE' button. Below the logo, there is a banner for 'DATE 2021' with the text 'DESIGN AUTOMATION FOR TEST IN EUROPE' and 'VIRTUAL CONFERENCE & EXHIBITION'. The banner also includes the dates '01 - 05 FEBRUARY 2021'. Below the banner, there is a 'Contact' section with the name 'Kathleen Schäfer'. The 'Description' section provides details about the event, including the dates, location, and the types of sessions and activities. The 'Booth No. 21' section shows a grid of booth numbers. The 'File' section shows a 'Sponsorship Prospectus'. The 'Video' section shows a video player with the DATE 2021 logo. The 'Start a discussion with the sponsor' section shows a chat window with the name 'Kathleen Schäfer' and a 'NEW CONVERSATION' button.

# Virtual Exhibition Booth – Backend vs Frontend

Here it shows the screenshot of the backend in the system and where in the frontend the information is mapped.

[illegible]

# Virtual Exhibition Booth – Backend vs Frontend

## Backend - view

The screenshot shows the DATE 2021 backend interface. At the top, there's a header with the DATE 21 logo, the text 'DESIGN, AUTOMATION AND TEST IN EUROPE', and 'VIRTUAL CONFERENCE & EXHIBITION 01 - 05 FEBRUARY 2021'. Below the header is a navigation bar with links: Welcome, Programme, Sponsors, Exhibition, Awards, Participants, Interactive, Account, and a bell icon. The main content area has a 'Back to organization details' link and the DATE 2021 logo. Below this is a tabbed interface with 'Basics', 'Leads (0)', 'Visits (8)', 'Polls', and 'Files' (which is selected and circled in red). The 'Files' tab shows a 'Manage Files' section with an 'ADD NEW FILE' button. Two files are listed: 'DATE 21 Video' and 'Sponsorship Prospectus', each with a download icon and a trash icon. A red bracket on the right side of the file list points towards the frontend view.

## Frontend - view

The screenshot shows the DATE 2021 frontend interface. At the top, there's a header with the DATE 21 logo, the text 'DATE 2021', and a 'MANAGE' button. Below the header is a banner with the DATE 21 logo, the text 'DESIGN, AUTOMATION AND TEST IN EUROPE', and 'VIRTUAL CONFERENCE & EXHIBITION 01 - 05 FEBRUARY 2021'. The main content area has a 'Contact' section with the DATE 21 logo and the name 'Kathleen Schäfer'. Below this is a 'Description' section with text about the conference. To the right of the description is a 'Booth No. 21' section with a grid of icons representing different areas: 'Sponsors', 'Exhibition', 'Workshops', 'Seminars', 'Networking', 'Exhibition Booth', 'Exhibition Theatre', and 'Exhibition Hall'. Below the booth grid is a 'File' section with a 'Sponsorship Prospectus' file. To the right of the file section is a 'Video' section with a video player showing the DATE 21 logo. Below the video player is a 'Start a discussion with the sponsor.' section with a 'NEW CONVERSATION' button. At the bottom, there's a 'Links' section with a 'Links' link.

# Booth „equipment“ - requirements

Logo	JPEG or PNG file (min. 300 x 300 px)
Banner	JPEG or PNG file (min. 1170 x 145 px)
Description	The currently displayed content was taken from your company profile on the DATE website. If you wish to make changes/additions, you are welcome to edit this manually. Kindly note that the company profile on the DATE website is not synchronised with the changes on the virtual conference platform and remains unchanged regardless of updated made in line with "equipping" the virtual booth.
Links	The currently displayed content was taken from the company profile on the DATE website. Kindly note that the company profile on the DATE website is not synchronised with the changes on the virtual conference platform and remains unchanged regardless of updated made in line with "equipping" the virtual booth.
Files/ Videos	<p><u>Files:</u> It can be PDF's, images etc ...</p> <p><u>Videos:</u> The platform accepts links from the following providers: Youtube/ Facebook/ Vimeo/ Wistia/ Videopress/ Livestream/ IBM/ Twitch/ DailyMotion/ VidYard/ Soundcloud (audio files)</p>

# Virtual Exhibition - Networking

Start a discussion with the sponsor.

NEW CONVERSATION



No Discussions Yet

Why not start a conversation?

On your booth you have the option of a (public) chat function with the participants.

Please note: This chat can be viewed and commented by all registered participants.

You are welcome to add a short "Welcome" as a greeting (just click on "New Conversation").

Page 13

# Virtual Exhibition - Networking

## Leave your card-Function for Exhibition Visitors

### Leave Your Card

Your full profile, including email address and phone number (if provided), will be shared.

You can optionally include a message

LEAVE CARD

The screenshot displays a LinkedIn profile for Kathleen Schäfer, who is associated with DATE 2021. The profile includes a header with the DATE 2021 logo and a button labeled "LEAVE YOUR CARD". Below this, there is a section titled "Contact" with a link to "ENTER VIRTUAL TRADESHOW BOOTH". The "Description" section provides details about the DATE 21 Virtual Conference & Exhibition, which is a two-day event (February 01-02, 2021) focused on design automation and test in Europe. It mentions that the event is a virtual trade show and conference, offering a wide variety of extra opportunities to meet and exchange information on relevant issues for the design automation, design and test communities. The "Video" section features a video titled "DATE 21 Video" showing the virtual conference interface. Below the video, there is a section titled "Start a discussion with the sponsor" with a button labeled "NEW CONVERSATION". The profile also includes a "Links" section with a link to "Exhibition & Sponsorship Opportunities".

# Virtual Exhibition - Networking

Participants who wish to send a private message to your booth staff or schedule a meeting, can click on your staff listed among the "Contact" label at the booth.

A new window will open.



# Virtual Exhibition - Networking



Kathleen Schäfer  
K.I.T Group GmbH

EXHIBITOR

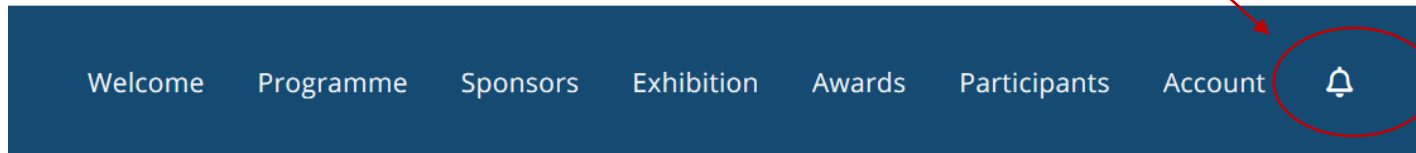
SCHEDULE MEETING

SEND MESSAGE

## Schedule a meeting (1:1 Meeting)

The exhibition visitor will have the opportunity to book an online 1:1 meeting with you (Tue-Thu, each from 11:00 to 14:30 CET) for a 1:1 meeting (platform Zoom). The duration of this meeting is max. 30 minutes.

You can view/confirm this meeting request in the menu bar.





# Virtual Exhibition - Networking

Preview for exhibition visitors to book a 1:1 meeting on your exhibition booth



Kathleen Schäfer  
K.I.T Group GmbH

SCHEDULE MEETING

SEND MESSAGE

CONTINUE

Date

Choose a time to meet

Details

Where and why

< Wed, 3 Feb >	Tue, 2 Feb	Wed, 3 Feb	Thu, 4 Feb
Available time slots:			
11:00 AM CET	11:00 AM - 11:30 AM Marcus Wackwitz		
11:30 AM CET			
12:00 PM CET			
12:30 PM CET			
1:00 PM CET			
1:30 PM CET			
2:00 PM CET			
2:30 PM CET			

# Virtual Exhibition - Access

Please refer to the menu item "Exhibition" with the sub-category "Virtual Exhibition"



Here you can find an overview of all our exhibitors participating in DATE 2021. Please click on the company logos/links to enter the virtual booths.

# Virtual Exhibition - Statistics

DATE 21

DATE 2021



MANAGE



## Contact



Kathleen Schäfer

## Description

The 24th DATE conference and exhibition is the main European event bringing together designers and design automation users, researchers and vendors, as well as specialists in the hardware and software design, test and manufacturing of electronic circuits and systems. DATE puts a strong emphasis on both technology and systems, covering IC/ SoCs, reconfigurable hardware and embedded systems, and embedded software.

The five-day event consists of a conference with plenary invited papers, regular papers, panels, hot-topic sessions, tutorials, workshops, special focus days and a track for executives. The scientific conference is complemented by a commercial exhibition showing the state-of-the-art in design and test tools, methodologies, IP and design services, reconfigurable and other hardware platforms, embedded software and industrial design experiences from different application domains, such as automotive, wireless, telecom and multimedia applications. The organisation of user group meetings, fringe meetings, a university booth, a PhD forum, vendor presentations and social events offers a wide variety of entire opportunities to meet and exchange information on relevant issues for the design automation, design and test communities. Special space will also be allocated for EU-funded projects to show their results.



## Links

Links

Booth No. 21



## File

Sponsorship Prospectus

## Video



DATE 21 Video

Start a discussion with the sponsor.

NEW CONVERSATION



Kathleen Schäfer

3 days ago

Welcome!

A warm welcome to our booth!

👉 Reply 👍 Like

Basics

Leads (0)

Visits (8)

Polls

Files

## Organization Details

Name

DATE 2021

Logo



DATE2021\_logo\_300x300-01.png



ⓘ Please upload a JPG or PNG file of minimum 300x300px size

Header Banner



Banner 1170x145-01.png



ⓘ Please upload a JPG or PNG file of minimum 1170x145px size. It will only be displayed if you have the Organization Header Banner widget on the organization details page.

Description

**B** *I* U

99

The 24th DATE conference and exhibition is the main European event bringing together designers and design automation users, researchers and vendors, as well as specialists in the hardware and

Links

<https://www.date-conference.com/> ✕

BACK

SAVE

# Virtual Exhibition - Statistics

Basics

Leads (1)

Visits (7)



Polls

Files

Information is based on the "Leave your card-Function" at your exhibition booth.

? These are attendees who have specifically requested information about your company or were scanned.

DOWNLOAD LEADS

	Name	Company	Scanned by	Visits	Notes	Scanned Date
	Anja Zeun	K.I.T. Group GmbH Dresden		24	[Anja Zeun: Hallo K...	

Basics

Leads (1)


Visits (7)

Polls

Files

? These are attendees who have visited your page, but not explicitly requested information.

DOWNLOAD LEADS

	Name	Company	Visits	Notes	Date
	Ludivine Simon		2		2:47 PM - 11 January

# Further Questions?

If you need any assistance with the setup of your virtual booth or have any further questions, please do not hesitate to contact us at

[date@kitdresden.de](mailto:date@kitdresden.de)

Thank you for your support and contribution to virtual

